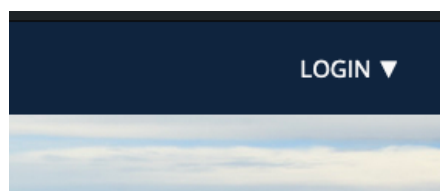
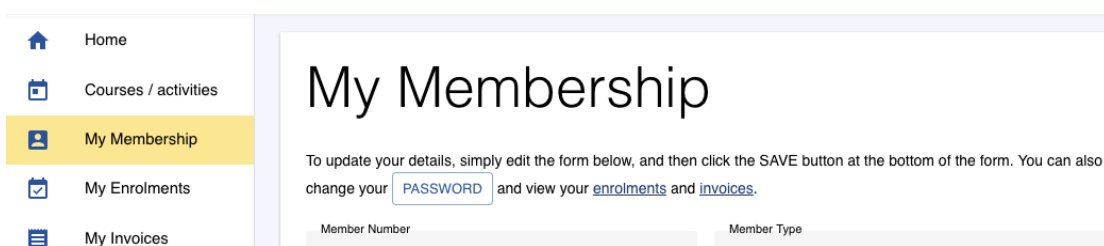


# How to Reset Your Password

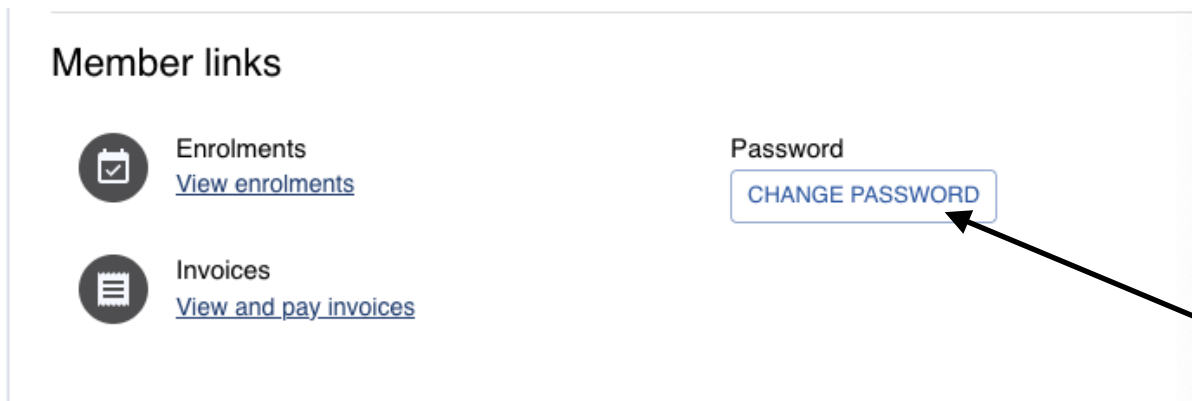
1. Go to the website <https://u3abright.org.au>
2. Click on LOGIN at the top right of the menu bar



3. Login to the U-MAS for members using your membership number and password



4. You will be presented with your membership screen. Scroll to the bottom of the page



5. Click on CHANGE PASSWORD
6. Fill in the form with your old password, new password and confirm. Click SUBMIT

Ensure that your password is one you haven't used before, it has at least 8 characters, one capital letter, at least 1 number and a special character